



Product Review

Nikko AM Australian Share Wholesale Fund

ISSUE DATE 28-07-2020

About this Review

ASSET CLASS REVIEWED	AUSTRALIAN EQUITIES
SECTOR REVIEWED	AUSTRALIAN LARGE CAP
SUB SECTOR REVIEWED	VALUE
TOTAL FUNDS RATED	24

About this Fund

ASIC RG240 CLASSIFIED	NO
FUND REVIEWED	NIKKO AM AUSTRALIAN SHARE WHOLESALE FUND
APIR CODE	TYN0028AU
PDS OBJECTIVE	TO OUTPERFORM THE S&P/ASX 200 ACCUMULATION INDEX BY 2.5% P.A. OVER ROLLING FIVE-YEAR PERIODS, BEFORE FEES, EXPENSES AND TAX
INTERNAL OBJECTIVE	AS PER PDS OBJECTIVE
STATED RISK OBJECTIVE	THE FUND IS MANAGED TO A TARGETED TRACKING ERROR RANGE OF 2.0% TO 8.0% P.A.
DISTRIBUTION FREQUENCY	SEMI-ANNUALLY
FUND SIZE	\$ 686.6M (JUNE 2020)
FUND INCEPTION	01-03-1995
MANAGEMENT COSTS	0.8% P.A.
RESPONSIBLE ENTITY	NIKKO ASSET MANAGEMENT AUSTRALIA LIMITED

About the Fund Manager

FUND MANAGER	NIKKO ASSET MANAGEMENT AUSTRALIA LIMITED
OWNERSHIP	100% OWNED BY NIKKO ASSET MANAGEMENT CO, LTD. (NIKKO AM EQUITY AUSTRALIA LIMITED IS 50% OWNED BY THE AUSTRALIAN EQUITY TEAM AND 50% OWNED BY NIKKO AM LIMITED)
ASSETS MANAGED IN THIS SECTOR	\$10.9B (30 JUNE 2020)
YEARS MANAGING THIS ASSET CLASS	30

Investment Team

PORTFOLIO MANAGER	BRAD POTTER & JASON KIM
INVESTMENT TEAM SIZE	11
INVESTMENT TEAM TURNOVER	LOW
STRUCTURE / LOCATION	PM - ANALYST/SYDNEY

Investment process

STYLE	VALUE
BENCHMARK	S&P/ASX 200 ACCUMULATION INDEX
TYPICAL CAPITALISATION BIAS	MID-TO-LARGE
TYPICAL STOCK NUMBERS	20-35
STOCK POSITION LIMITS	INDEX ± 6%
SECTOR POSITION LIMITS	INDEX ± 8%

Fund rating history

JULY 2020	RECOMMENDED
AUGUST 2019	RECOMMENDED
NOVEMBER 2018	RECOMMENDED

What this Rating means

The 'Recommended' rating indicates that Lonsec has strong conviction the financial product can generate risk adjusted returns in line with relevant objectives. The financial product is considered an appropriate entry point to this asset class or strategy.

Strengths

- The Manager has a disciplined and logical investment process, which is implemented by a highly experienced co-portfolio management team.
- The team has exhibited notable stability, despite progressing through generational change.
- Lonsec considers the investment culture to be cohesive and highly collegiate.

Weaknesses

- With the tendency to 'let winners run', the Manager's sell-discipline is considered to be less consistently driven by a stock's 'valuation' when compared to other 'value' style peers in the sub-sector.
- Relative performance outcomes have been disappointing over recent years, and the Fund has not met its performance objective.

Fund Risk Characteristics

	LOW	MODERATE	HIGH
BUSINESS SUSTAINABILITY RISK		●	
CAPITAL VOLATILITY			●
SECURITY CONCENTRATION RISK			●
SECURITY LIQUIDITY RISK	●		

Risk categories are based on Lonsec's qualitative opinion of the risks inherent in the financial product's asset class and the risks relative to other financial products in the relevant Lonsec sector universe.

BIometrics

Aggregated risks

	1	2	3	4	5	6	7
STD RISK MEASURE						●	

A Standard Risk Measure score of 6 equates to a Risk Label of 'High' and an estimated number of negative annual returns over any 20 year period of 4 to less than 6. This is a measure of expected frequency (not magnitude) of capital losses, calculated in accordance with ASFA/FSC guidelines.

	LOW	MODERATE	HIGH
RISK TO INCOME		●	

Features and benefits

	LOW	MODERATE	HIGH
COMPLEXITY		●	
ESG			●

We strongly recommend that potential investors read the product disclosure statement Lonsec Research Pty Ltd ABN 11 151 658 561 • AFSL No. 421 445 • This information must be read in conjunction with the warning, disclaimer, and disclosure at the end of this document. This report supersedes all prior reports.

ANALYST: GERALDINE GOH | APPROVED BY: SHAILESH JAIN

Nikko AM Australian Share Wholesale Fund

ISSUE DATE 28-07-2020

Fee profile

	LOW	MODERATE	HIGH
FEES VS. UNIVERSE		●	
FEES VS. ASSET CLASS		●	
FEES VS. SUB-SECTOR		●	

Fee Biometrics are a function of expected total fee as a percentage of expected total return.

What is this Fund?

- The Nikko AM Australian Share Wholesale Fund ('the Fund') is a long-only Australian equities investment vehicle offered by Nikko Asset Management Australia Limited ('Nikko' or 'the Manager'). Nikko has a long-standing 'relative value' fundamental investment approach, which aims to invest in companies below the Manager's conservative estimation of 'intrinsic value'.
- Companies that meet the Manager's initial screens are ranked according to total expected return, which gives an indication of which companies represent the highest relative value at any given point in the market cycle. Lonsec believes Nikko takes a more flexible approach to 'value' investing and, as a result, the Manager's style is not expected to be at the 'deep end' of the value-style spectrum relative to some peers. The Fund may more closely resemble a 'core' style at various times.
- The capability results in a high conviction, relatively concentrated portfolio of typically 20-35 stocks. The Manager aims to be fully invested across the market cycle while the Fund's tracking error typically ranges between 2.0% and 8.0% p.a.
- As per the Fund's PDS dated 20 November 2019, the fee disclosure for the Fund is as follows: management cost of 0.80% p.a. (including a management fee of 0.75% p.a. and administration costs & expenses of 0.05% p.a.), Lonsec notes that this is attractive relative to the broader peer group and the Fund's own offering (actively managed, concentrated).
- During the financial year ended 30 June 2019, the net transaction costs for the Fund were estimated at 0.26% p.a. of the NAV of the Fund. Net transaction costs are costs incurred in managing the Fund (including explicit and implicit costs of buying and selling assets, the cost of hedging/protection strategies and/or when there are applications or redemptions of fund units by investors) that are not covered by the buy/sell spread. Buy/sell spreads are subject to change depending on market conditions. Please refer to the Manager for current buy/sell spreads and refer to the Fund's PDS for further details.
- Lonsec has coverage on four Nikko strategies as part of its Australian Equities – Large Cap review. The other three are:
 - The Nikko AM Australian Share Concentrated Fund, which is a more active and concentrated strategy than the Fund, holding just 15-25 stocks.
 - The Nikko AM Australian Share Income Fund, which has a yield objective and is more diversified than the Fund, holding 40-70 stocks.
 - The Nikko AM Australian Share Value (Ex-20) Model Portfolio, which is focused on best ideas

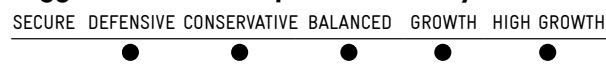
ex-20 and is the Manager's most concentrated strategy, holding just 10-15 stocks.

Using this Fund

This is General Advice only and should be read in conjunction with the Disclaimer, Disclosure and Warning on the final page.

- The Fund is a long-only Australian equity product which will be predominately fully invested in the Australian equity market. As such the Fund will generally sit within the growth component of a diversified investment portfolio. As a 'relative value' style product, Lonsec considers it suitable for blending with other Australian Equity strategies including style-biased funds, Small Cap, Long / Short, or Absolute Return products.
- The Fund is subject to equity market risks and movements (both positive and negative) in the prices of the underlying securities in the portfolio. Potential investors should therefore be aware of, and comfortable with, the potential for the Fund to experience periods of negative absolute returns which may result in capital losses being incurred on their investment. Lonsec recommends that equity investments are suitable for investors with an investment time horizon of at least five years.
- Lonsec analysis indicates that the Fund has displayed higher volatility (as measured by standard deviation of returns) than many competing products in this peer group.

Suggested Lonsec risk profile suitability



For guidance on appropriate asset allocations and risk profiles, refer to the latest Lonsec Strategic Asset Allocation Review and Risk Profile Definitions on our website.

Changes Since Previous Lonsec Review

- Vincent Li was promoted to Research Analyst in March 2020.
- There have been no material changes to the investment process since Lonsec's previous review.

Lonsec Opinion of this Fund

People and resources

- Brad Potter assumed leadership of the investment team in June 2014 as Head of Australian Equities. Potter has over 26 years of investment experience and 18 years of tenure with Nikko. Prior to Nikko, Potter worked at Westpac as a Director – Corporate Finance and at Ord Minnett as a Senior Research Analyst. Nikko's operating model sees all senior investors having not only portfolio management but also research responsibilities. Potter has analyst responsibilities for the Banking sector. Lonsec has had numerous interactions with Potter over the years and considers him to be a capable investment professional. Potter is one of the two portfolio managers responsible for the Fund.
- Potter is supported by Johnston as the Deputy Head. Johnston began his investment career of 22 years with Nikko and Lonsec considers him a highly

ANALYST: GERALDINE GOH | APPROVED BY: SHAILESH JAIN

Nikko AM Australian Share Wholesale Fund

ISSUE DATE 28-07-2020

experienced investor. Apart from being Deputy Head, Johnston also has analyst responsibilities for the Healthcare, Agriculture and Energy sectors. Having met Johnston on a number of occasions, Lonsec is impressed with his stock knowledge and ability to articulate the investment process. Lonsec believes he is a highly capable investor and deputy.

- Jason Kim joins Potter as a Portfolio Manager for the Fund. Kim is a highly experienced investor with 28 years of investment experience and 19 years of tenure. Kim joined the Fund as a portfolio manager in May 2014 in response to Van Munster's retirement and continues as a co-manager for Nikko's concentrated strategy along with covering the Insurance sector. Lonsec has found Kim to be an articulate investor and considers him to be highly capable and passionate. Lonsec is mindful of Kim's portfolio management load but notes that both strategies have a high degree of crossover.
- Potter and Kim each have sole discretion for the management of 50% of the Fund's capital and this structure is a common feature of Nikko's portfolios. (although the proportions may vary). A benefit of this structure is its ability to help mitigate key person risk although given the significant proportions for which Potter and Kim are each responsible this is to a degree moot. Despite the existence of individual responsibility, Lonsec notes that Nikko has a collegiate structure and the portfolio managers are actively encouraged to discuss portfolio activity ahead of implementing any change. Nonetheless, this can dilute accountability to investors as the relative performance of the two sub-portfolios is not disclosed.
- The investment team of 10 investors and an additional dedicated dealer is considered appropriately sized to implement the investment process. The team has historically exhibited a high degree of stability but has experienced some generational change until 2016. The investment experience levels across the team are high with an average of 21 years and an average tenure of 14 years.
- Lonsec considers communication and peer review amongst the investment team to be highly structured and robust. All team members meet multiple times throughout the week to debate and peer review stock research ideas in addition to discussing portfolio construction and broader market matters. Lonsec also considers the investment team demonstrates a high degree of collaboration relative to peers and views this favourably.
- Lonsec believes that an important factor in the stability of the team has been the opportunity for equity ownership in the franchise. Specifically, the Australian Equities business is structured as a joint venture between the investment team and Nikko. Pleasingly, Lonsec notes the high alignment of interest between the investment team and investors with all senior members of the team being equity holders. While the equity ownership structure is not unique to Nikko, the breadth of the spread of equity across the team is viewed by Lonsec to be a positive and distinguishing feature of the remuneration structure. Further, variable remuneration is based on individual performance which holds all team members accountable.

Research and portfolio construction

- Nikko seeks to identify companies that it believes exhibit fundamental intrinsic value. The philosophy gravitates towards companies that demonstrate sustainable earnings and which can capitalise these. Nikko describes its philosophy as 'value' but notes that this does not necessarily mean 'cheap' value as understood from stocks trading at observable discounts (e.g. P/E or P/B) to the broader market or their history. To this end, there is an explicit cap of between four and eight years, depending on the opportunity, applying to the maximum length for which a company's franchise period that will be explicitly modelled. Lonsec highlights that the characteristics sought by Nikko, at a high level, are somewhat more consistent with growth at reasonable price ('GARP') investing. Notwithstanding, elements within Nikko's process act to control factor exposures and deliver a strategy that has exhibited 'mild value' through to more 'core' outcomes over time.
- Lonsec considers the Manager's investment process and portfolio construction to be robust and logical. The initial investment universe of the S&P/ASX 200 Accumulation Index is reduced to approximately 150 stocks after a liquidity screen is applied. To prioritise the fundamental research effort, the Manager then implements an internally generated multi-factor screen to rank companies by value, quality and combined scores before conducting the bottom-up research effort.
- Analysts are accountable for their recommendations but, importantly, these are required to be peer-reviewed by the whole team. Company research includes, for instance, meeting with company management and reviewing financial disclosures. Findings are presented in a standardised report which touches on key investment factors like thesis, assumptions, risks, sensitivities, Environment, Social, and Governance (ESG) and valuation. Lonsec generally views standardised outputs as good practice helping to support consistency in an investment process.
- ESG considerations are formally incorporated into the valuation process at the stock level. This can be undertaken via a discrete estimate of the earnings impact or alternatively via a discount to the capitalisation rate. This is based on the belief that this analysis provides added insights and early signals on the 'sustainability' of returns. ESG research comes from multiple sources, including proprietary research, company information and external research providers such as MSCI.
- The investment team meets on a regular basis each week to discuss the positions in each of the portfolios and to assess fresh investment ideas. Moreover, the meeting also includes in-depth discussions regarding the key quantitative inputs used in the stock valuation process. Lonsec believes this mechanism is a key strength of the investment process as it enhances the overall level of peer review.
- Nikko's financial analysis involves proprietary modelling of variables across the income and cash flow statements in addition to the balance sheet. Valuation analysis is based on a standardised Internal Rate of Return (IRR) model which has a three-year horizon. This can be cross-checked to a DCF analysis

ANALYST: GERALDINE GOH | APPROVED BY: SHAILESH JAIN

P. 3-9

Nikko AM Australian Share Wholesale Fund

ISSUE DATE 28-07-2020

which is where the duration of a company's franchise period is explicitly curtailed. Lonsec considers that Nikko's valuation approach is reasonable and consistently applied.

- IRRs are ranked and the general aim is to invest in those companies with the greatest return profile. Portfolio construction is also largely consistent with the output of the CVA. Portfolio managers are, however, permitted to continue to hold names that drop in the IRR ranks (i.e. through price appreciation) and no longer rank highly. Nikko's rationale is that this is consistent with its belief of allowing 'winning stocks to run'. Moreover, Nikko highlights that it believes 'value' managers generally sell too early. Lonsec is sympathetic to Nikko's argument, however, believes that is also indicative of Nikko's flexible relative valuation methodology, potentially holding 'expensive' names, which is not wholly considered by Lonsec to be consistent with 'value' investing. Value investors are typically valuation driven and price-sensitive hence the general observation that they may sell too early.
- The portfolio managers each have sole discretion, subject to names having progressed through the investment process, to build their respective sub-portfolios. Importantly, trade ideas are typically discussed between the two and Lonsec believes that this, to a degree, supports the management of the Fund as an aggregate portfolio. Further helping in this regard, the portfolio managers also have access to a range of quantitative risk tools which are used to actively monitor factor exposures at the aggregate Fund level. Additionally, there will be some differences across the sub-portfolios however these are expected to be timing and valuation-related rather than fundamental disagreements on a company's fundamentals.
- Notably, the Fund's Active Share has remained around 65% since the last review which Lonsec views positively in light of the Fund's active management philosophy. Investors should note that the Fund is a highly concentrated offering with the aggregate holdings expected to range between 20 and 35 names.

ESG Integration

- As a firm, Nikko has articulated a commitment to the integration of ESG within their investment processes supported by responsible investment policies (including engagement and proxy voting), some of which are publicly available. Lonsec views the strength of this commitment and disclosure of responsible investment policies to be above peers.
- As aforementioned, Lonsec also observes a notable level of ESG integration within the Nikko's research and portfolio construction process where Nikko shows a willingness to moderate position weights or stock valuations upon identifying material ESG risks it believes could adversely impact Fund performance. Nikko has also demonstrated active ownership through proxy voting and company engagement activities, however, Lonsec notes Nikko does not publicly disclose the outcomes of these activities. Overall, on a peer relative basis, Lonsec considers the degree of ESG integration within this Fund to be 'Moderately-High'.

Risk management

- The Fund's risk is managed in a relative sense versus the benchmark. Lonsec believes that the Manager has sufficient risk controls in place to effectively manage the risks within the portfolio (such as stock and sector exposures). These are overseen by a dedicated Investment Risk Manager. Given the Fund is relatively concentrated in the number of stocks it holds, Lonsec views risk management as a vital element of the investment process.
- The Manager has hard limits on both stock and sector exposures. Stock limits are managed to Index \pm 6% for active positions, tending to be scaled down from the 6% maximum according to stock size and liquidity. Sector limits are managed to a constraint of Index \pm 8%. The Manager will also typically not hold over 10% of a company's issued capital and will generally invest only in companies with a market capitalisation greater than \$300 million.
- Whilst not explicitly targeted, the Manager also aims for a portfolio beta of not much higher than the overall market, so as to manage the level of absolute risk in the portfolio.
- Risk management, to a lesser extent, is also embedded in the research process, with optimisation and 'scenario analysis' undertaken as part of portfolio construction. In addition, the Manager's ongoing portfolio review process (including daily performance monitoring) may be considered as a further form of risk management.

Funds under management (FUM)

- Nikko had approximately \$9.3 billion in FUM across its Australian equities strategies as at March 2020. Nikko's most recent capacity analysis was conducted on 28 February 2019 and determined that a hard close would be appropriate at 0.75% of the S&P/ASX200 market capitalisation (currently equivalent to c. A\$13 billion). Based on current FUM and market size, a soft close would occur at approximately A\$12 billion.
- There are positives and negatives to low or high levels of FUM; however, on balance Lonsec believes managers with smaller FUM are better placed to add value. Larger fund managers typically have better access to key decision-makers (e.g. CEOs) and may gain better execution pricing and preferential access to IPOs and secondary offerings. Conversely, managing a large pool of money means that a manager may confront liquidity issues and is likely to be less nimble in the market as it takes longer for a position to be established or sold down.
- Lonsec notes Nikko is nearing its pre-defined capacity limit at current levels of FUM but views the Fund's benchmark aware approach, mid-large market cap bias and relatively low portfolio turnover as mitigating factors to capacity constraints risk. That said, Lonsec will continue to monitor for Nikko's scale in FUM and assess the ongoing impact on Fund performance.

Performance

- The Fund aims to outperform the S&P/ASX 200 Accumulation Index ('the Benchmark') by 2.5% p.a. (gross fees) over rolling five-year periods. Performance figures are referenced on a net of fees basis.

ANALYST: GERALDINE GOH | APPROVED BY: SHAILESH JAIN

Nikko AM Australian Share Wholesale Fund

- Over the five-years to 30 June 2020, the Fund returned 2.2% p.a. and underperformed the Benchmark and peer group median by 3.7% p.a. and 0.9% p.a. respectively. The Fund has therefore not met its investment objective. Over the three years to 30 June 2020, the Fund returned -2.8% p.a. and underperformed the Benchmark and peer group median by 8.0% p.a. and 2.4% p.a. respectively.
- Over the shorter one-year period to 30 June 2020, the Fund returned 15.6% and underperformed the Benchmark by 8.0% and the peer group median by 4.3%. Lonsec notes the Fund's underperformance is partially attributed to heightened market volatility between February and April 2020 as a result of knock-on impacts from the novel coronavirus (COVID-19) pandemic. Lonsec seeks to observe a sustained turnaround in performance in future reviews.
- Key contributors over the 12-months to 30 June 2020 include positions in Coles, James Hardie and Woodside Petroleum. Key detractors from performance include positions in Oil Search, CSL (underweight) and ANZ.
- The Fund's Tracking Error has also been within the Fund's expected 2%-8% p.a. range over all periods to 30 June 2020, and was 5.2% p.a. over the five-year period. The Fund's risk-adjusted returns, as measured by the Sharpe Ratio, have been weaker than the median manager in the peer group over all periods to May 2020. The Fund also generated returns with relatively lower outperformance consistency (<50%) in down markets versus up markets over all time frames except the one-year period to 31 May 2020.

Overall

- Lonsec has maintained the Fund's 'Recommended' rating at its most recent review. The rating is underpinned by the Manager's experienced investment team along with its longstanding disciplined and logical investment process.
- However, Lonsec is mindful of the Manager's flexible relative valuation methodology which could challenge sell-discipline. Lonsec is also cognisant of the Fund's disappointing relative performance in recent years and seeks to observe a sustained turnaround in performance to maintain its current conviction in the Manager.

People and Resources

Corporate overview

Nikko Asset Management Australia Limited (NAML) is owned by Nikko Asset Management Co. Ltd (NAM Group), a Tokyo-based asset management group with more than US\$205.2 billion in FUM (as at March 2020). NAML's Australian Equity business was responsible for \$10.9 billion as at June 2020.

The Australian Equity business is structured as a joint-venture between NAML and the investment team with each group owning 50% of the operating entity (Nikko AM Australian Equities Pty Limited).

NAML is the Fund's Responsible Entity and additionally offers a range of other strategies domestically, e.g. fixed income and global equities. The Australian business is based in Sydney with overseas offices located in Edinburgh, London, New York and Singapore. NAM

Group entered the Australian market via its acquisition of Tyndall Investment Management in 2011 from Suncorp Metway Ltd and subsequently re-branded the organisation.

Size and experience

NAME	POSITION	EXPERIENCE INDUSTRY / FIRM
BRAD POTTER	HEAD OF AUSTRALIAN EQUITIES	26 / 18
TIM JOHNSTON	DEPUTY HEAD OF AUSTRALIAN EQUITIES, PORTFOLIO MANAGER & SENIOR ANALYST	22 / 22
JASON KIM	PORTFOLIO MANAGER & SENIOR ANALYST	28 / 19
MALCOLM WHITTEN	PORTFOLIO MANAGER & SENIOR ANALYST	28 / 26
MICHAEL MAUGHAN	PORTFOLIO MANAGER & SENIOR ANALYST	22 / 13
CRAIG YOUNG	SENIOR RESEARCH ANALYST	24 / 24
MICHAEL WARD	SENIOR RESEARCH ANALYST	22 / 4
STEFAN HANSEN	SENIOR RESEARCH ANALYST	19 / 4
JAMES NGUYEN	PORTFOLIO MANAGER & SENIOR ANALYST	16 / 12
VINCENT LI	RESEARCH ANALYST	6 / 4
DAVID THOMS	DEALER	16 / 10
AVERAGE (N=11)	-	20 / 14

The team is led by Brad Potter, with Tim Johnston being his back-up as Deputy Head of Equities. The investment team comprises 10 equity investors and one dealer. All members of the investment team have stock research responsibilities (c. 15 to 20 stocks each) and six of the most senior members have additional portfolio management duties. The specific responsibilities are as follows for the team:

- Brad Potter – Banks;
- Tim Johnston – Healthcare, Energy;
- Jason Kim – Insurance;
- Michael Maughan – Telecommunications, Transportation/Logistics;
- Craig Young – Banks, Retail and Food & Beverage, Telecommunications;
- James Nguyen – Diversified Financials, Gaming and Utilities, Infrastructure;
- Michael Ward – Building Materials, Contractors, Metals,
- Stefan Hansen – Mining, Energy;
- Vincent Li – A-REITS, Industrials; and
- David Thoms and Malcolm Whitten – Dealing.

Remuneration / alignment of interests

The remuneration principle is to pay a market salary plus attractive short-term incentives (plus long-term incentives via shares in the Joint Venture Company). All established investment personnel in the Australian Equities team retain equity ownership. This serves the purpose of providing the investment team with access to profit sharing. Lonsec notes that equity can only

Nikko AM Australian Share Wholesale Fund

ISSUE DATE 28-07-2020

be on-sold to another member of the equities team. In addition, there are financial penalties if a team member joins a competitor.

Variable remuneration is based primarily on the overall outperformance achieved by the Fund, team and individual. Bonuses (which are based on rolling two year performance) are adjusted positively or negatively at the analyst level to reflect individual performance contributions. To facilitate this, the Manager uses an internal analyst attribution model, which monitors performance on one and two year rolling periods.

Research Approach

Overview

INVESTMENT STYLE	INTRINSIC VALUE (CONCENTRATED)
NO. OF STOCKS IN UNIVERSE	200 (S&P/ASX 200 ACCUMULATION INDEX)
NO. OF STOCKS FULLY MODELED	150
UNIVERSE FILTERING	LIQUIDITY SCREEN: 90-DAY MEDIAN DAILY TURNOVER
RESEARCH INPUTS	FUNDAMENTAL RESEARCH - FINANCIAL STATEMENTS, COMPANY MEETINGS, ETC.
USE OF BROKER RESEARCH	CONSENSUS EARNINGS USED FOR SCREENING
VALUATION OVERVIEW	PE RELATIVE WITH DCF CROSS CHECK

Nikko seeks to identify companies that it believes exhibit fundamental intrinsic value. The philosophy gravitates towards companies that demonstrate sustainable earnings and which can capitalise these.

The Manager operates a research process referred to as Comparative Value Analysis (CVA). Those stocks remaining after the screening process (approximately 150) are then subjected to in-depth fundamental research.

The universe for idea generation comprises all names in the S&P/ASX 200 Index. Research is prioritised through the use of proprietary quantitative screens that screen/rank based on a range of criteria (liquidity, value, quality and momentum):

- Value (forecast one year);
- Price/Earnings;
- Dividend Yield;
- Enterprise Value multiples;
- Accounting Accruals;
- Retained Earnings/Assets; and
- EBIT/Total Assets.

Those names which screen well are candidates for further fundamental due diligence and research. This typically numbers c. 130 names. The Manager's fundamental research has a focus on EBIT drivers, profitability, cash flow and the structure of the company's balance sheet (to try and find value in non-capitalised assets).

The key inputs into the research process include broker reports; company reports; company visits; 'one on one' meetings with management; and other sources.

Research output is standardised. Additionally, the research is updated on an ongoing basis, with the Manager producing forecasts for P&L statements, Balance Sheets, Cash Flow Statements, as well as Ratio Analysis. Proprietary stock models are generally revisited bi-annually (when company results are

released) and when warranted by a specific event. This includes the calculation of a three year internal rate of return (IRR) for each stock.

All research is subject to team-wide peer review before being completed. Peer review is facilitated through regular analyst meetings held three times per week. Additionally, the Manager conducts Portfolio Construction Meetings each week which provide a 'sounding board' for the Portfolio Managers which is attended by all team members.

Valuation

The formulation of a three-year IRR is a requirement for all stocks considered within Nikko's investment process. The IRR ranks are a key factor driving a stock's relative attractiveness within Nikko's process.

To enhance the consistency of the valuation output, the Manager utilises standardised inputs (such as beta, risk-free rate of return and gearing) when calculating the weighted average cost of capital for its discounted cash flow models.

Additionally, stock valuations can be cross checked against an alternative valuation model, usually a DCF, and adjusted for significant developments (such as acquisitions). Other valuation metrics considered include: earnings per share (EPS), dividends per share (DPS) and grossed up dividend yield (GUDY).

Portfolio Construction

Overview

FUND BENCHMARK	S&P/ASX 200 ACCUMULATION INDEX
RETURN OBJECTIVE (INTERNAL)	TO OUTPERFORM THE S&P/ASX 200 ACCUMULATION INDEX BY 2.5% P.A. OVER ROLLING FIVE-YEAR PERIODS, BEFORE FEES, EXPENSES AND TAX.
RISK OBJECTIVE (INTERNAL)	THE FUND IS MANAGED TO A TARGETED TRACKING ERROR RANGE OF 2.0% TO 8.0% P.A.
PORTFOLIO APPROACH	BENCHMARK AWARE
PORTFOLIO DECISIONS	BRAD POTTER & JASON KIM (50/50)
STOCK SELECTION	>90%
TOP-DOWN INFLUENCE	<10%
TYPICAL NUMBER OF HOLDINGS	20-35
MARKET CAPITALISATION BIAS	MID-TO-LARGE
EXPECTED PORTFOLIO TURNOVER	40-80% P.A. (TYPICALLY C. 55%)
OBSERVED ACTIVE SHARE	60.6% (JUNE 2020)
PORTFOLIO EXPOSURE IN TOP 10 HOLDINGS	47.2% (JUNE 2020)

The Manager generally aims to produce a concentrated portfolio of 20-35 stocks, tending to more greatly favour idiosyncratic/stock-specific risks relative to factor risks (e.g. style). The Fund comprises of two sub-portfolios which are separately managed by two different Portfolio Managers.

The portfolio construction process is driven by a combination of qualitative and quantitative factors and the portfolio will generally be highly consistent with the stocks that rate highly in the Manager's IRR stock ranking list.

The qualitative element of the process allows the Manager to factor in market dynamics and insight gained from bottom-up analysis in constructing the portfolio. There is no general IRR which is considered particularly attractive (e.g. minimum acceptable hurdle) with the Manager noting this depends on the prevailing market opportunities.

ANALYST: GERALDINE GOH | APPROVED BY: SHAILESH JAIN

Nikko AM Australian Share Wholesale Fund

ISSUE DATE 28-07-2020

This also encompasses the use of a potential discretionary element, which allows the Portfolio Manager to hold up to 7.5% of the portfolio in stocks that do not rank highly on IRR terms. The Manager's rationale for this component is that it allows 'winning' stocks to 'run', believing that a trap which other value managers sometimes fall into is to sell down profitable positions too early.

Additionally, this flexibility is further included in the acceptance that the three-year IRR method may miss alpha opportunities in special circumstances (e.g. corporate targets, thematic shifts, successful acquirers, capital raisings and a quick response to changed fundamentals).

Importantly, however, Portfolio Managers must also determine milestones for the performance of these stocks and if they are not met, they are forced to reconsider the position at the Portfolio Construction meetings. In addition, such a position will also be reviewed should it start underperforming the market on a quarterly basis. So far, Lonsec understands that the Manager's usage of this discretionary element has been relatively minor to date.

BARRA is used as a quantitative tool in the portfolio construction process. The Manager believes it is particularly useful to both help assess the risks within the portfolio and for portfolio optimisation. The optimisation process is based on an efficient frontier of expected Tracking Error and expected Excess Return.

Price and earnings momentum are also considered in the portfolio construction process, with the primary objective being to optimally time stock entries and exits. Price and earnings momentum signals are also used to help identify potential 'value traps'.

The portfolio is 'stress tested' monthly through scenario analysis that allows the Manager to test the portfolio against potential market events.

Finally, the portfolio is assessed against value criteria to ensure that it is 'true to label' (e.g. idiosyncratic stock risk is driving the portfolio). The Manager relies on both BARRA output for this assessment and on its internal software.

Once implemented the portfolio is subject to ongoing review, with key 'flags' (such as a new stock entering the Top 20 IRR ranking, the stock weighting deviating more than 30% from the model portfolio target, or the stock closing in on 'fair value') used as triggers for investigation.

Risk Management

Risk limits

SEPARATE INVESTMENT RISK MONITORING	YES
EX-ANTE TRACKING ERROR TARGET	2.0-5.0% P.A. (MAX 8.0% P.A.)
STOCK LIMIT (HARD)	INDEX \pm 6%
SECTOR LIMIT (HARD)	INDEX \pm 8%
CASH LIMIT	MAXIMUM 10%

The Portfolio Managers will build a relatively concentrated portfolio of between 20-35 stocks, within specified portfolio risk guidelines outlined above.

Risk monitoring

All of the Fund's trades are monitored on a pre- and post-trade basis and its stock positions are also monitored on a daily basis. There is also a clear separation of duties between investment management and risk management, with compliance reports sent out on a daily basis to all Portfolio Managers, the dealer, the Head of Australian Equities and a separate compliance team.

Risks

An investment in the Fund carries a number of standard investment risks associated with investment markets. These include performance, liquidity, counterparty, market and tax risks. These and other risks are outlined in the PDS and should be read in full and understood by potential investors. Lonsec considers the following to be the major risks:

Concentration risk

The Fund will be generally invested in 20 to 35 different stocks and does not have any sector or country constraints. The Manager is expected to build a portfolio that may vary markedly from the benchmark (e.g. concentration risk and/or sector or industry exposures). Accordingly, investors should be mindful of the potential for sharper movements in the market price of these movements.

Equity market

Investments in equity markets are subject to numerous factors which may have an impact on the performance of an investment (both positive and negative). Unexpected changes in economic, technological, structural, regulatory or political conditions can have an impact on the returns of all investments within a particular market.

Derivatives

There is scope in the PDS to implement various derivative strategies. However, Lonsec does not expect derivatives to be a widely used given that these are not the intentions of the Manager. Derivatives are not intended to be used to speculate and the Fund does not intend to borrow.

ANALYST: GERALDINE GOH | APPROVED BY: SHAILESH JAIN

Nikko AM Australian Share Wholesale Fund

Quantitative Performance Analysis - annualised after-fee % returns (at 30-6-2020)

Performance metrics

	1 YR		3 YR		5 YR		10 YR	
	FUND	PEER MEDIAN	FUND	PEER MEDIAN	FUND	PEER MEDIAN	FUND	PEER MEDIAN
PERFORMANCE (% PA)	-15.64	-11.38	-2.78	0.33	2.23	3.09	6.22	7.23
STANDARD DEVIATION (% PA)	32.24	29.11	20.77	18.00	18.17	15.83	15.41	13.61
EXCESS RETURN (% PA)	-7.96	-3.75	-7.97	-4.69	-3.72	-2.84	-1.59	-0.66
OUTPERFORMANCE RATIO (% PA)	33.33	41.67	36.11	36.11	46.67	45.00	53.33	49.17
WORST DRAWDOWN (%)	-32.88	-29.47	-32.88	-29.60	-32.88	-29.60	-32.88	-30.06
TIME TO RECOVERY (MTHS)	NR	NR	NR	NR	NR	NR	NR	NR
SHARPE RATIO	-0.51	-0.46	-0.21	-0.09	0.03	0.09	0.23	0.33
INFORMATION RATIO	-1.03	-0.95	-1.34	-1.09	-0.72	-0.64	-0.38	-0.24
TRACKING ERROR (% PA)	7.73	5.12	5.95	4.11	5.18	3.94	4.16	3.95

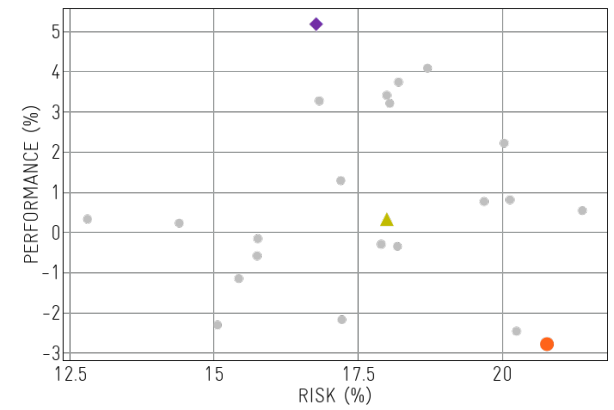
FUND: NIKKO AM AUSTRALIAN SHARE WHOLESALE FUND
 LONSEC PEER GROUP: AUSTRALIAN EQUITIES - AUSTRALIAN LARGE CAP - VALUE
 BENCHMARK USED: S&P/ASX 200 TR INDEX AUD
 CASH BENCHMARK: BLOOMBERG AUSBOND BANK BILL INDEX AUD
 TIME TO RECOVERY: NR - NOT RECOVERED, DASH - NO DRAWDOWN DURING PERIOD

Growth of \$10,000 over 10 years



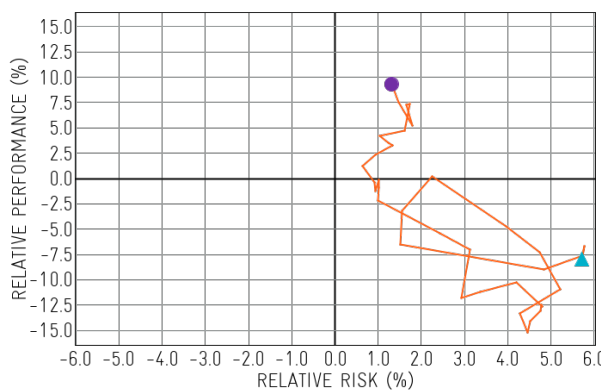
— NIKKO AM AUSTRALIAN SHARE WHOLESALE FUND
 S&P/ASX 200 TR INDEX AUD

Risk-return chart over three years



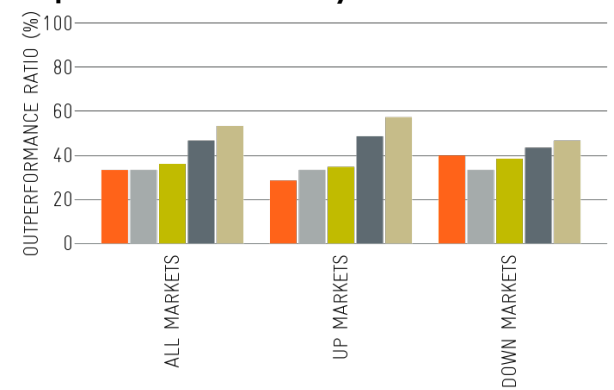
● NIKKO AM AUSTRALIAN SHARE WHOLESALE FUND
 ◆ S&P/ASX 200 TR INDEX AUD
 ▲ PEER MEDIAN
 ● PEERS

Snail trail



● START (06-2017) ▲ END (06-2020)

Outperformance consistency



■ 1Y ■ 2Y ■ 3Y ■ 5Y ■ 10Y

Nikko AM Australian Share Wholesale Fund

Glossary

Total return ‘Top line’ actual return, after fees
Excess return Return in excess of the benchmark return
Standard deviation Volatility of monthly Absolute Returns
Tracking error Volatility of monthly Excess Returns against the benchmark (the Standard Deviation of monthly Excess Returns)
Sharpe ratio Absolute reward for absolute risk taken (outperformance of the risk free return (Bank Bills) / Standard Deviation)
Information ratio Relative reward for relative risk taken (Excess Returns / Tracking Error)
Worst drawdown The worst cumulative loss (‘peak to trough’) experienced over the period assessed
Time to recovery The number of months taken to recover the Worst Drawdown
Snail Trail A trailing 12-month relative performance and relative risk measurement over the benchmark. The trail is generated using a 12-month rolling window over the specified period

About Lonsec

Lonsec Research Pty Ltd (Lonsec) is an investment research house with specialist areas of expertise, that was originally established in 1994 and the current entity was registered on 23 June 2011. From 1 July 2011, Lonsec became a fully owned subsidiary of Lonsec Fiscal Holdings Pty Ltd, a privately owned entity with a multi-brand strategy of providing leading financial services research and investment execution. Lonsec believes that professional financial advisers need informed opinions on the best investment strategies and financial products to provide real value for their clients. To meet this need, Lonsec has in place an experienced research team, which draws on a robust research process to undertake in-depth assessment of managed fund products.

Analyst Disclosure and Certification

Analyst remuneration is not linked to the research or rating outcome. Where financial products are mentioned, the Analyst(s) may hold the financial product(s) referred to in this document, but Lonsec considers such holdings not to be sufficiently material to compromise the rating or advice. Analyst holdings may change during the life of this document. The Analyst(s) certify that the views expressed in this document accurately reflect their personal, professional opinion about the matters and financial product(s) to which this document refers.

LONSEC STRONGLY RECOMMENDS THIS DOCUMENT BE READ IN CONJUNCTION WITH THE RELEVANT PRODUCT DISCLOSURE STATEMENT IMPORTANT NOTICE: Issued by Lonsec Research Pty Ltd ABN 11 151 658 561 AFSL 421 445 (Lonsec). Lonsec receives a fee from the fund manager or financial product issuer(s) for researching the financial product(s), using objective criteria and for services including research subscriptions. Lonsec’s fee is not linked to the rating(s) outcome. Lonsec Investment Solutions Pty Ltd ABN 95 608 837 583 CAR (CAR: 001236821) of Lonsec receives fees under separate arrangement for providing investment consulting advice to clients, which includes model portfolios, approved product lists and other financial advice and may receive fees from this fund manager or financial product issuer for providing investment consulting services. Refer to the Conflicts of Interest Policy at: <https://www.lonsec.com.au/conflicts-of-interest-policy/> Lonsec does not hold the financial product(s) referred to in this document. Lonsec’s representatives and/or their associates may hold the financial product(s) referred to in this document, but details of these holdings are not known to the Analyst(s). **Warnings:** Past performance is not a reliable indicator of future performance. Any advice is General Advice based on the investment merits of the financial product(s) alone, without considering the investment objectives, financial situation and particular needs of any particular person. It is not a recommendation to purchase, redeem or sell the relevant financial product(s). Before making an investment decision the reader must consider his or her financial circumstances or seek personal financial advice on its appropriateness. Read the Product Disclosure Statement for each financial product before making any decision about whether to acquire a financial product. Lonsec’s research process relies upon the participation of the fund manager or financial product issuer(s). Should the fund manager or financial product issuer(s) no longer participate in Lonsec’s research process, Lonsec reserves the right to withdraw the document at any time and discontinue future coverage. The product rated in this publication may have related financial products or be associated with other financial products and platforms. The rating may only be applied to the financial product outlined in this publication at first instance, seek professional advice before you make an investment decision on related or associated financial products and platforms. You should be aware that the mandate, fees, underlying investments, the issuers of the related and associated financial products and platforms may be different from the financial product specified in this publication. Disclaimer: This document is for the exclusive use of the person to whom it is provided by Lonsec and must not be used or relied upon by any other person. No representation, warranty or undertaking is given or made in relation to the accuracy or completeness of the information presented in this document, which is drawn from public information not verified by Lonsec. Financial conclusions, ratings and advice are reasonably held at the time of completion but subject to change without notice. Lonsec assumes no obligation to update this document following publication. Except for any liability which cannot be excluded, Lonsec, its directors, officers, employees and agents disclaim all liability for any error or inaccuracy in, misstatement or omission from, this document or any loss or damage suffered by the reader or any other person as a consequence of relying upon it. ©2020 Lonsec. All rights reserved. This report may also contain third party material that is subject to copyright. To the extent that copyright subsists in a third party it remains with the original owner and permission may be required to reuse the material. Any unauthorised reproduction of this information is prohibited.